

User Manual for TPD- e Challan Payment

Prepared by



CMS Computers LTD

<http://www.cms.co.in/>

Table of Contents

1	Getting Started	3
2	Steps for eChallan Payment	3


TPD – eChallan Payment

1 Getting Started

Following points and guidelines may be referred while accessing the e-district application:

- User must have valid username and password
- Make relevant and correct entries only
- Recheck the entries before clicking on Submit button
- Mandatory fields should not be left blank
- Mandatory/Optional documents should be attached as per requirement
- Do not make false entries

To launch E district - *ONLINE*

- a) Double click on the  to open the browser
 - i) The browser will be open with default page or blank page
 - ii) Enter the URL and press enter button on keyboard

2 Steps for eChallan Payment

User starts with the given Steps after opening the Chrome Browser.

STEP 1: Go to the **e-Sevai** (Government of Tamil Nadu) Web Portal.

Below page will be displayed.



Image - 1

STEP 2: Enter the **Login credentials** and **Captcha** code

STEP 3: Click on **Login**.

User will be redirected to the e-Sevai Dashboard as shown below.



STEP 4: Click on **Services**

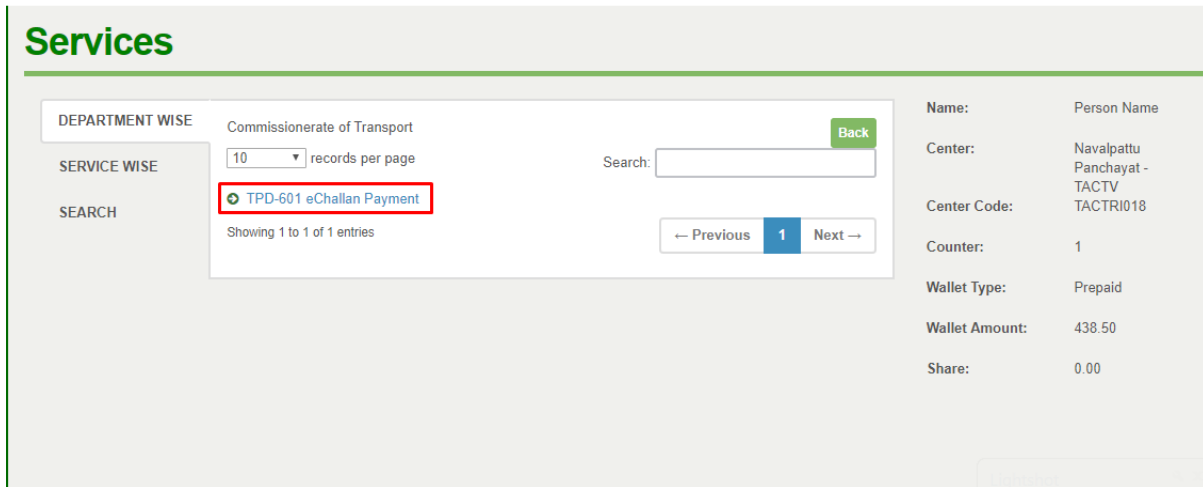
Department Wise service listing will appear.

STEP 5: Click on **Commissionerate of Transport** link.

User can also switch to the **Service Wise** listing, or search a particular service using keywords by clicking on **Search**.



Below screen will be displayed.

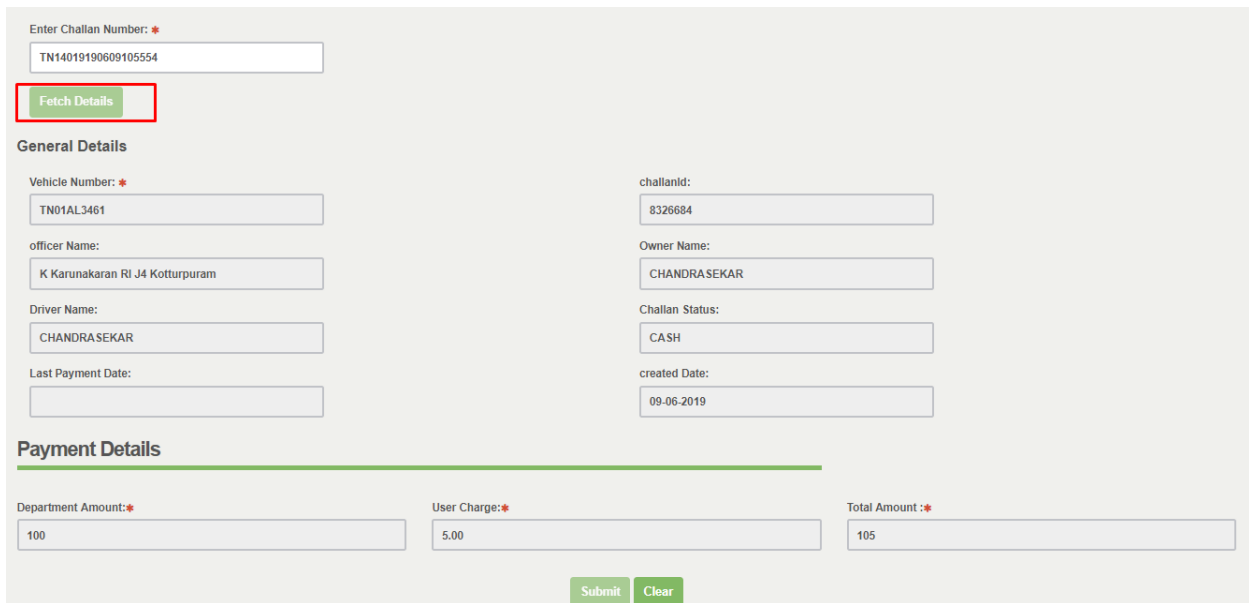


The screenshot shows a web interface titled "Services". On the left, there are filters for "DEPARTMENT WISE" (Commissionerate of Transport), "SERVICE WISE" (10 records per page), and "SEARCH". A search result is displayed: "TPD-601 eChallan Payment" (highlighted with a red box), with "Showing 1 to 1 of 1 entries". On the right, there is a summary table:

Name:	Person Name
Center:	Navalpattu Panchayat - TACTV TACTRI018
Center Code:	TACTRI018
Counter:	1
Wallet Type:	Prepaid
Wallet Amount:	438.50
Share:	0.00

STEP 6: Click on **eChallan Payment** link.

Below screen will be displayed.



The screenshot shows a form for entering and fetching details of an eChallan. At the top, there is a field for "Enter Challan Number" with the value "TN14019190609105554" and a "Fetch Details" button (highlighted with a red box). Below this is the "General Details" section with the following fields:

Vehicle Number:	challanid:
TN01AL3461	8326684
officer Name:	Owner Name:
K Karunakaran RI J4 Kotturpuram	CHANDRASEKAR
Driver Name:	Challan Status:
CHANDRASEKAR	CASH
Last Payment Date:	created Date:
	09-06-2019

Below the general details is the "Payment Details" section with the following fields:

Department Amount:	User Charge:	Total Amount :
100	5.00	105

At the bottom of the payment details section are "Submit" and "Clear" buttons.


Image - 2

STEP 7: Enter the **Challan Number**, **Vehicle Number** and click on **Fetch Details**.

The **General details** and **Payment Details** will populate

STEP 8: Click on Submit.

A Transaction Successful message will be displayed as shown below.



NARENDRA KOPPULA TNELCCHN009-01

HOME SERVICES

Transaction No : TNELCCHN00900604
Print Receipt

SUCCESS : Transaction completed Successfully.

STEP 9: Click on Print Receipt to Print/Download the receipt.



தமிழ்நாடு அரசு / Government of Tamil Nadu
இ-சேவை மையம் / e-Sevai Centre

RECEIPT / ரசீது

ரசீது எண் / Receipt No: TN-1752019062000 விண்ணப்பதாரர் / Applicant Name: MR.RAM KISHUN துறையின் பெயர் / Department Name: போக்குவரத்துத் துறை / Transport Department	செலுத்துச்சீட்டு எண் / Challan No : TN23014190620120240 வாகன எண் / Vehicle No : UP53T3060 ஓட்டுனர்கள் உரிமம் / Driving Licence No : பரிவர்த்தனை எண் / Transaction No : TNTACCHN00304812 பரிவர்த்தனை தேதி / Transaction Date : 20-06-2019 17:30:56	
பணம் செலுத்திய விவரம் / Payment Details		
விவரங்கள் / Particulars	செலுத்தும் முறை / Payment Mode	செலுத்தப்பட்ட தொகை (ரூ) / Amount Paid (Rs)
கட்டண தொகை / Bill Amount	Cash	100.00
இ-சேவை மையக் கட்டணம் / e-Sevai Centre Charges		5.00
ரூபாய் எழுத்துக்களில் / Amount in words : One Hundred Five only		மொத்தம் / Total: 105.00
மையப் பெயர் & குறியீட்டு எண் / Centre Name & Code :		கையொப்பம் / Signature of the Centre Operator

-----End of Document-----