



Tamil Nadu e-District Application Training Manual

Application for Renewal of
Manufacturer/Erector of Boilers
(DBL-404)

Directorate of Boilers



राष्ट्रीय इ-गवर्नेस योजना
National e-Governance Plan

Table of Content

Table of Contents

1. Project Overview.....	3
2. General Information	3
2.1. Tools Required	3
2.2. Starting your Computer	3
3. Purpose	4
4. Scope.....	4
5. Getting Started.....	4
6. Services Offered under Directorate of Boilers.....	4
7. Application for Renewal of Manufacturer/Erector of Boilers.....	4
7.1. Processing Application at Director’s Desk	4
7.1.1. Processing Pending Application	6
8. Disclaimer.....	10



Tamil Nadu e-District Application User Manual
E-DISTRICT TAMIL NADU USER MANUAL
(Government of Tamil Nadu)

1. Project Overview

Districts are the de facto front-end of government where most Government-to-Consumer or G2C interaction takes place.

The e-District project was conceptualized to improve this experience by creating an automated workflow system for the district administration and help in providing the citizen efficient department services through Common Service Centers (CSCs), the primary front end channels envisaged under the National e-Governance Plan by Department of Information Technology (DIT), Ministry of Communication and Information Technology (MCIT), Government of India.

2. General Information

Let's Start!!


2.1.Tools Required

You will be provided with the following basic infrastructure:

- Computer (CPU, Monitor, Keyboard & Mouse)
- Network Connection (as per requirement)
- Peripherals (as per requirement)
- Browser (Google chrome, Version 37)
- Uninterrupted Power Supply (UPS)



2.2.Starting your Computer

Steps

1. Ensure all cables are connected between the computer, network connection, peripherals & UPS
2. Plug the UPS to the electrical socket
3. Switch 'ON' the electrical socket
4. Switch 'ON' the UPS
5. Press the  (power button) on the computer
6. Allow the system to boot up.



1. Switch 'ON' the UPS only after you have switched 'ON' the power socket
2. Switch 'ON' the computer only after you have switched "ON' the UPS
3. Switch 'OFF' the power socket in there is an electrical spark in the socket

	4. Do not start the computer in case the UPS is not fully charged 5. Do not start the computer in case any of the wires are in contact with water sources / moisture
	6. In case you are not sure whether the computer is connected in the right way – please contact the system engineer

3. Purpose

This document is an integral part of e-District application user manuals. The objective of this document is to provide step-by-step assistance to the user on how to apply for Renewal of Manufacturer/Erector of Boilers through the e-District Portal.

4. Scope

The scope of this document covers the ‘Application for Renewal of Manufacturer/Erector of Boilers’ service offered under the **Directorate of Boilers**.

5. Getting Started

Following points and guidelines may be referred while accessing the e-Sevai/e-District application:

- User must have valid username and password
- Make relevant and correct entries only
- Recheck the entries before clicking on Submit button
- Mandatory fields cannot be left blank
- Mandatory/Optional documents should be attached as per requirement
- Do not make false entries

6. Services Offered under Directorate of Boilers

Following services are offered under the Directorate of Boilers:

1. DBL-401: Registration of License under boilers act
2. DBL-402: Renewal of License under boilers act
3. DBL-403 Application for Approval of Manufacturer/Erector of Boilers
4. DBL-404 Application for Renewal of Manufacturer / Erector of Boilers

7. Application for Renewal of Manufacturer/Erector of Boilers

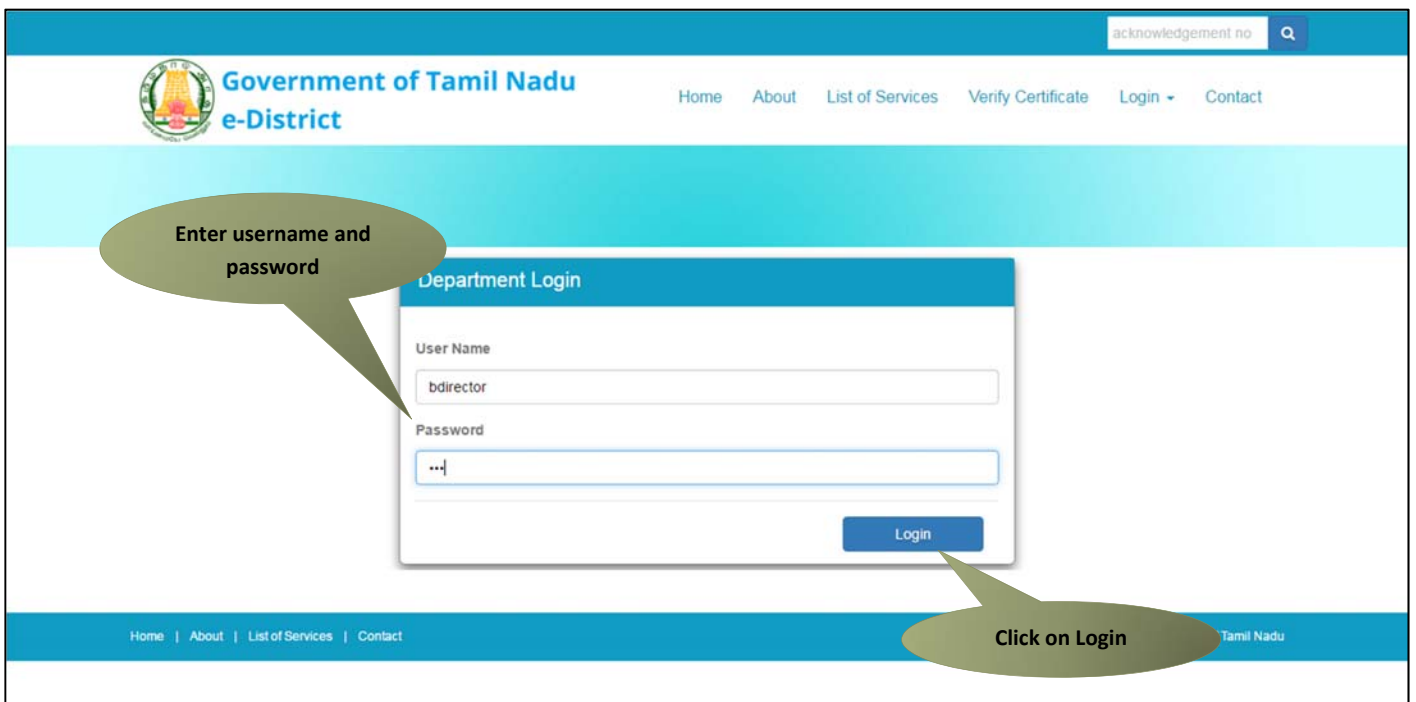
7.1. Processing Application at Director’s Desk

Following steps shows how to process application at Director’s Desk.

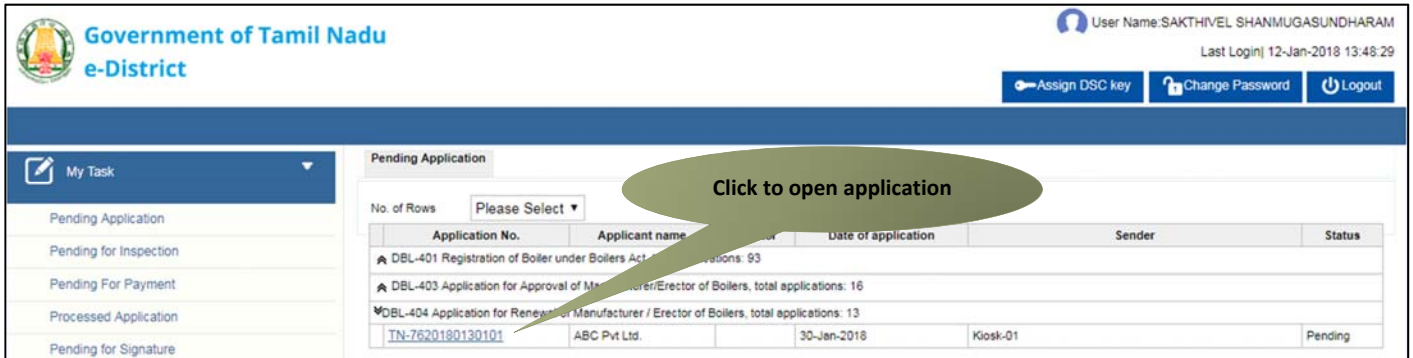
STEP 1: Go to Tamil Nadu e-district Web Portal **departmental login** page.



STEP 2: Enter login credentials and click on **Login**.



STEP 3: Pending applications will show up. Click on the **Application Number** link to open an application.



Government of Tamil Nadu
e-District

User Name: SAKTHIVEL SHANMUGASUNDHARAM
Last Login| 12-Jan-2018 13:48:29

Assign DSC key Change Password Logout

My Task

Pending Application

Pending for Inspection

Pending For Payment

Processed Application

Pending for Signature

Pending Application

No. of Rows Please Select

Application No.	Applicant name	Date of application	Sender	Status
DBL-401 Registration of Boiler under Boilers Act, total applications: 93				
DBL-403 Application for Approval of Manufacturer/Erector of Boilers, total applications: 16				
DBL-404 Application for Renewal of Manufacturer / Erector of Boilers, total applications: 13				
TN-7620190130101	ABC Pvt Ltd.	30-Jan-2018	Kiosk-01	Pending


Click to open application

7.1.1. Processing Pending Application

The director is entitled to take the following actions on the submitted applications:

- **Approve:** Approve the application
- **Reject:** Reject the application
- **Return:** Send the application back to the operator

You can view the application by clicking on the **View Application** button.



Government of Tamil Nadu
e-District

User Name: SAKTHIVEL SHANMUGASUNDHARAM
Last Login| 12-Jan-2018 13:48:29

Assign DSC key
Change Password
Logout

My Task

- Pending Application
- Pending for Inspection
- Pending For Payment
- Processed Application
- Pending for Signature
- Signed Certificate
- Cancelled Application

Requested Details

Service Name	Application for Renewal of Manufacturer / Erector of Boilers (DBL-404)	Applicant Name	ABC Pvt Ltd.
Application Number	TN-7620180130101	Date of Request	30-Jan-2018
Payment Mode :	Challan	Amount Paid:	6000.0
Payment Ref :	514225	Payment Date :	30-Jan-18

[Download Challan Copy](#)

Application Form

Application for Renewal of Manufacturer / Erector of Boilers (DBL-404) [View Application](#)

Status

Current Status: Application submitted to director Date A: 30-Jan-2018 04:32:37

Uploaded Documents

Serial No.	Document Name	Document Number	File Name	View Document	Download
1	Firm Registration Details	1	Firm Registration Details_1	View Document	Download
2	Approval Letter for manufacturer (or) Erector or Last renewal Letter	2	Approval Letter for manufacturer (or) Erector or Last renewal Letter_2	View Document	Download
3	Manpower(Welder) Lists	3	Manpower(Welder) Lists_3	View Document	Download
4	Welder Certificate	4	Welder Certificate_4	View Document	Download
5	Manufactured component list (If renewal for Manufacturer)	5	Manufactured component list (If renewal for Manufacturer)_5	View Document	Download

[Download all](#)

Are attachments Verified * Yes No

Process Action

Action Taken by *

Remarks by Director * English Tamil

Submit
Cancel

© 2015. Government of Tamil Nadu. All rights reserved. This Page is best viewed with Mozilla Firefox version 40 and above. Version 1.4.0.0

The below figure shows the application preview:



Tamil Nadu e-District Application User Manual

192.168.10.242/tneda/common/ViewRenewalOfBoilerManufacturerErector.xhtml?appnum=TN-7620180130101 - Google Chrome

192.168.10.242/tneda/common/ViewRenewalOfBoilerManufacturerErector.xhtml?appnum=TN-7620180130101

DBL-404 Application for Renewal of Manufacturer / Erector of Boilers

Registration No. *

Manufacturer / Erector

Manufacturer or Erector * Manufacturer Erector

Approval of Manufacturer/Erector Details

Approval Licence Number * Date of the Approval *

Approving Authority Name * Valid upto *

Details of Manufacturing / Erection During the Approved Year

No. of Components Manufactured / Erected *

IBR Approved Welder Details

Sr. No.	Name of the Welder	Certificate Number	Expiry Date of Certificate
1	R Madhdwan	1542154	31/03/2018
2	S Balaswami	9521542	31/10/2018

Company Details

Name Of the Company * Status of Ownership *

Sr. No.	Owner's Name/உரிமையாளர்களின் பெயர்
1	M Ramalingam

User Name: SAKTHIVEL SHANMUGASUNDHARAM
Last Login| 12-Jan-2018 13:48:29

Assign DSC key Change Password Logout

ABC Pvt Ltd.
30-Jan-2018
6000.0
30-Jan-18

30-Jan-2018 04:32:37

Document Name	View Document	Download
Firm Registration Details	View Document	Download
Approval Letter for manufacturer (or) Erector or Last renewal	View Document	Download
Manpower(Welder) Lists	View Document	Download
Welder Certificate	View Document	Download
Manufactured component list (If renewal for Manufacturer)	View Document	Download

STEP 4: Click on the **Download** link to download and verify uploaded documents.

Status

Current Status **Application submitted to director** Date And Time **30-Jan-2018 04:32:37**

Uploaded Documents

Serial No.	Document Name	Document Number	File Name	View Document	Download
1	Firm Registration Details	1	Firm Registration Details_1	View Document	Download
2	Approval Letter for manufacturer (or) Erector or Last renewal Letter	2	Approval Letter for manufacturer (or) Erector or Last renewal Letter_2	View Document	Download
3	Manpower(Welder) Lists	3	Manpower(Welder) Lists_3	View Document	Download
4	Welder Certificate	4	Welder Certificate_4	View Document	Download
5	Manufactured component list (If renewal for Manufacturer)	5	Manufactured component list (If renewal for Manufacturer)_5	View Document	Download

[Download all](#)

Click to download document

STEP 5: Specify whether or not the attachments are verified.

STEP 6: Select appropriate Action, enter Remarks and click on **Proceed**.

Are attachments Verified * Yes No

Process Action

Action Taken by *

Remarks by Director * English Tamil

Processing.

Click on Proceed

Submit Cancel

Select an action

A confirmation popup will appear.

STEP 7: Click on **OK** to continue.

Serial No.	File Name	View Document	Download
1	Firm Regi	View Document	Download
2	Approval L	View Document	Download
3	Manpower(Welder) Lists	View Document	Download

192.168.10.242 says:
Do you wish to proceed for this application ?

Click on 'OK'

OK Cancel

Application will be processed as per the action taken.

Case 1: Approve

If the action taken was 'Approve', the application will appear under the **Pending for Signature** section.

Government of Tamil Nadu e-District

User Name: SAKTHIVEL SHANMUGASUNDHARAM
Last Login| 12-Jan-2018 13:48:29

[Assign DSC key](#) [Change Password](#) [Logout](#)

My Task

- Pending Application
- Pending for Inspection
- Pending For Payment
- Processed Application
- Pending for Signature**

Pending for Signature

No. of Rows

Application No.	Applicant name	Initiator	Date of application	Sender	Status
DBL-401 Registration of Boiler under Boilers Act, total applications: 55					
DBL-403 Application for Approval of Manufacturer/Erector of Boilers, total applications: 63					
DBL-404 Application for Renewal of Manufacturer / Erector of Boilers, total applications: 34					
<input checked="" type="radio"/> TN-7620180130101	ABC Pvt Ltd.		30-Jan-2018	SAKTHIVEL SHANMUGASUNDHARAM	Application Approved

From there, you can digitally sign the application after which it appears in the **Signed Certificate** section.

Once the application is digitally signed (post-approval), it appears in the Operator's account from where it can be downloaded and handed over to the applicant.

Case 2: Reject

If the action taken was 'Reject', the application will be marked as rejected. The operator will then see 'Application Rejected' under **Current Status** when he/she will check the application status.

Case 3: Return

If the action taken was 'Return', the application will be sent back to the operator. The operator can then view shortfalls (in comments) and provide additional information/missing documents in support of the application. After this, he re-submits the application, which appears back in the account of the Director for further processing.

8. Disclaimer

This User manual is prepared as per the existing application; however actual screen shots may vary for few cases.