



Tamil Nadu e-District

User Manual

Printing of Death Certificate

Table of Content

1. Project Overview.....	3
2. General Information.....	3
2.1. Tools Required	3
2.2. Starting your Computer	3
3. Purpose.....	4
4. Scope.....	4
5. Getting Started	4
6. The Objective of E-district Tamil Nadu.....	5
7. Printing of Death Certificate	5
7.1. Operator Login.....	6
8. Disclaimer.....	10

E-DISTRICT TAMIL NADU USER MANUAL

(Government of Tamil Nadu)

1. Project Overview

TNeDistricts are the de facto front-end of government where most Government-to-Consumer or G2C interaction takes place. The e-District project was conceptualized to improve this experience and enhance the efficiencies of the various Departments at the district-level to enable seamless service delivery to the citizen.

Front-ends under the scheme, in the form of citizen facilitation centers, are envisioned to be built at District, Taluk, and Sub-division and Block levels. Indicative services planned to be delivered through this MMP include:

Certificates: Creation and distribution of certificates for income, nativity, community, domicile, caste, Birth, Death etc.

Linking with other e government projects: Birth Certificate COC, Death Certificate COC etc.

Information Dissemination: About government schemes, entitlements, etc.

Assessment of taxes: Property tax, and other government taxes.

Utility Payment: Payments relating to electricity, water bills property taxes etc.

2. General Information

Let's Start!!

2.1. Tools Required


You will be provided with the following basic infrastructure:




- Computer (CPU, Monitor, Keyboard & Mouse)
- Network Connection (as per requirement)
- Peripherals (as per requirement)
- Browser (Google chrome, Version 37)
- Uninterrupted Power Supply (UPS)

2.2. Starting your Computer

Steps

1. Ensure all cables are connected between the computer, network connection, peripherals & UPS
2. Plug the UPS to the electrical socket
3. Switch 'ON' the electrical socket
4. Switch 'ON' the UPS

5. Press the  (power button) on the computer
6. Allow the system to boot up

	<ol style="list-style-type: none"> 1. Switch 'ON' the UPS only after you have switched 'ON' the power socket 2. Switch 'ON' the computer only after you have switched 'ON' the UPS 3. Switch 'OFF' the power socket in there is an electrical spark in the socket
	<ol style="list-style-type: none"> 4. Do not start the computer in case the UPS is not fully charged 5. Do not start the computer in case any of the wires are in contact with water sources / moisture
	<ol style="list-style-type: none"> 6. In case you are not sure whether the computer is connected in the right way – please contact the system engineer

3. Purpose

The purpose of this User Manual is to help user in running E-District application. The manual consist of steps used for registering service request and processing of application request at different levels using e- district Application.

4. Scope


The scope of this document is to provide Support and Guidance to End Users to access the e-district application.

5. Getting Started

Following points and guidelines may be referred while accessing the e-district application:

- User must have valid username and password
- Make relevant and correct entries only
- Recheck the entries before clicking on Submit button
- Mandatory fields cannot be left blank
- Mandatory/Optional documents should be attached as per requirement
- Do not make false entries

To launch E district - **ONLINE**

- a. Double click on the  to open the browser
 - i. The browser will be open with default page or blank page
 - ii. Enter the URL and press enter button on keyboard

User starts with the given steps after opening the internet explorer

STEP 1: Open the Tamil Nadu e-District website by typing the below given URL in address bar of browser

URL: <https://tnesevai.tn.gov.in/Default.aspx>

STEP 2: Below Screen will display.



e-Sevai Services through Common Service Centers (CSC's)

Tamil Nadu e-Governance agency (TNeGA) has developed e-Sevai application for online delivery of various citizen centric services of government department to public through Common Service Centers (CSC's). Tamil Nadu has about 10443 CSC's and the citizens can avail these government services by approaching the nearest (CSC's). The list of services provided is as follows,

- REV-101 Community certificate
- REV-102 Nativity certificate
- REV-103 Income Certificate
- REV-104 First Graduate Certificate
- REV-105 Deserted Woman Certificate
- REV-106 Agricultural Income Certificate
- REV-107 Family Migration Certificate
- REV-108 Unemployment Certificate
- REV-109 Widow Certificate
- REV-111 Certificate for Loss of Educational Records due to disasters
- REV-113 Inter Caste Marriage Certificate
- REV-114 Legal Heir Certificate
- REV-115 Other Backward Classes (OBC) Certificate
- REV-116 Residence certificate
- REV-117 Small / Marginal Farmer Certificate
- REV-118 Solvency Certificate
- REV-119 No Male Child Certificate
- REV-120 Unmarried Certificate
- REV-401 Licence under Pawn Broker Act
- REV-402 Money Lender's Licence

[Click here for More Service's Informaion](#)

Sign In



Captcha is not case sensitive



[Forgot Password?](#)

CONTACTS

TamilNadu e - Governance Agency
No. 5/9, TNHB Building,
Kavingar Bharathidasan Road,

HELP DESK

eSevai_helpdesk@cms.co.in
Toll Free Number : 18004251333

6. The Objective of E-district Tamil Nadu

E-District Tamil Nadu application will allow citizen to apply, pay, track and receive on-line various services as stated below from stipulated Government authorized named LMK/Department centres or Government offices/counters:

1. Issuance of Birth Certificates COC
2. Issuance of Death Certificate COC
3. Agriculture Income Certificate
4. Unemployment Certificate
5. Widow Certificate
6. Family Migration Certificate
7. Electricity Bill Payment Service etc..

7. Printing of Death Certificate

STEP1: Open the e-District Government of Tamil Nadu link.

STEP2: Operator Login Page display like this.

STEP 3: Enter the Correct login credentials.

STEP 4: Click on Login.

7.1. Operator Login



**COMMISSIONERATE OF e-GOVERNANCE
TAMIL NADU e-GOVERNANCE AGENCY**
INFORMATION TECHNOLOGY DEPARTMENT, GOVERNMENT OF TAMIL NADU



e-Sevai
இணைய சேவை இணைய சேவை

Home Contact Us Help ▾ Download ▾

e-Sevai Services through Common Service Centers (CSC's)

Tamil Nadu e-Governance agency (TNeGA) has developed e-Sevai application for online delivery of various citizen centric services of government department to public through Common Service Centers (CSC's). Tamil Nadu has about 10443 CSC's and the citizens can avail these government services by approaching the nearest (CSC's). The list of services provided is as follows,

- REV-101 Community certificate
- REV-102 Nativity certificate
- REV-103 Income Certificate
- REV-104 First Graduate Certificate
- REV-105 Deserted Woman Certificate
- REV-106 Agricultural Income Certificate
- REV-107 Family Migration Certificate
- REV-108 Unemployment Certificate
- REV-109 Widow Certificate
- REV-111 Certificate for Loss of Educational Records due to disasters
- REV-113 Inter Caste Marriage Certificate
- REV-114 Legal Heir Certificate
- REV-115 Other Backward Classes (OBC) Certificate
- REV-116 Residence certificate
- REV-117 Small / Marginal Farmer Certificate
- REV-118 Solvency Certificate
- REV-119 No Male Child Certificate
- REV-120 Unmarried Certificate
- REV-401 Licence under Pawn Broker Act
- REV-402 Money Lender's Licence

[Click here for More Service's Informaion](#)

Sign In

tnelcchn009-01

LD47A

Captcha is not case sensitive

Id47a

Login Reset

[Forgot Password?](#)

Click on Login

CONTACTS

TamilNadu e - Governance Agency
No. 5/9, TNHB Building,
Kavingar Bharathidasan Road,

HELP DESK

esevai_helpdesk@cms.co.in
Toll Free Number: 18004251333

STEP 5: Click on Services.

STEP 6: Click on Directorate of Public and Preventive Medicine.



**Commissionerate of e-Governance
Tamil Nadu e-Governance Agency**

Information Technology Department
Government of Tamil Nadu



TNeGA

e-Sevai

இணைய சேவை இணைய சேவை



OPERATOR 1 TNTACTRI015-01

- Dashboard
- Wallet Recharge Reprint
- Services
- Receipts

Services

DEPARTMENT WISE

- ⊙ Agriculture
- ⊙ Anna University
- ⊙ BC MBC and Minority Department
- ⊙ Chennai Metro Water Supply & Sewerage Board
- ⊙ Chennai Traffic Police
- ⊙ Civil Supplies and Consumer Protection Department
- ⊙ Commissionerate of Municipal Administration
- ⊙ Commissionerate of Transport
- ⊙ Department of Handloom and Textiles
- ⊙ Director of Social Welfare
- ⊙ Directorate for Welfare of Differently Abled
- ⊙ Directorate of Boilers
- ⊙ Directorate of Fire & Rescue
- ⊙ Directorate of Public Health and Preventive Medicine
- ⊙ Drugs Department
- ⊙ Employment and Training
- ⊙ Fisheries
- ⊙ Greater Chennai Corporation

SERVICE WISE

SEARCH

Name: Operator 1
Center: Madhavaperumalkoil Panchayat - TACTV
Center Code: TACTRI015
Counter: 1
Wallet Type: Prepaid
Wallet Amount: 9830564.93
Share: 0.00

Click on Services

Click on Directorate of Public Health and Preventive Medicine

STEP 7: Click on “Printing of Death Certificate”...

OPERATOR 1 TNTACTRI015-01

Services

DEPARTMENT WISE Directorate of Public Health and Preventive Medicine Back

SERVICE WISE 10 records per page Search:

SEARCH

- CRS Death registration application status tracking
- DPH-101 CRS – Death Registration
- DPH-102 Printing of Birth Certificate
- DPH-103 Printing of Death Certificate**

Showing 1 to 4 of 4 entries ← Previous 1 Next →

Name: Operator 1
Center: Madhavaperumalkoil Panchayat - TACTV TACTRI015
Center Code: TACTRI015
Counter: 1
Wallet Type: Prepaid
Wallet Amount: 9830561.93
Share: 0.00

Click on Printing of Death Certificate

After clicking on the Printing of Death Certificate it will redirect to the e form page like below screen. Need to fill the below mandatory input fields Applicant Name, Mobile Number in Details of Applicant section.

DPH-103 Printing of Death Certificate

Printing of Death Certificate

Details of Applicant

Applicant Name*

Mobile Number*

Details of Death Registration

Under Details of Death Registration section –

Gender, District, Place of Death and Date of Death fields should display.

Enter all the details and click on Search button list of all details will display in the table format and select particular application through radio button as shown in the below screenshot.

Details of Death Registration

Gender*
 District*
 Place of Death*
 Date of Death*

S.No	Registration Number	Death Person Name	Father Name	Gender	Date Of Death	Action(Please Select)
1	D-2019:33-1757-001015	S.INDRANI	MAAYA NAICKER	FeMale	2019-11-05	<input type="radio"/>

Click on Search

Click on Radio button to select particular application

After filling all mandatory fields, finally click on “**Submit**” button. Department amount, Service Charges will be shown and same will be deducted from operator wallet.

Payment Details

Department Amount:*
 Service Charge:*
 Total Amount :*

To process the payment the user need to click the “Submit” button.

After submitting the request, if transaction is confirmed success message will be received with “*Print Receipt*” button to download the receipt and “*Print Death Certificate*”.

DPH-103 Printing of Death Certificate

Transaction No : TNTACTRI01500081

SUCCESS : Transaction completed Successfully.


Printing of Death Certificate

Details of Applicant

Applicant Name*
 Mobile Number*

On completion of successful payment click <**Print Receipt**>, receipt will download in PDF format.

Receipt Format.

 தமிழ்நாடு அரசு / Government of Tamil Nadu இ-சேவை மையம் / e-Sevai Centre		
ரசீது / RECEIPT		
ரசீது எண் / Receipt No: TN-18820191119001 விண்ணப்பதாரர் / Applicant Name: Sagar தொலைபேசி எண்/Mobile Number:9098989890 துறையின் பெயர் / Department Name: பொது சுகாதாரம் மற்றும் நோய் தடுப்பு மருந்துத் துறை/ DEPARTMENT OF PUBLIC HEALTH AND PREVENTIVE MEDICINE	துறை குறிப்பு எண் / Department Reference No: D-2019:33-1757-001015 பரிவர்த்தனை எண் / Transaction No : TNTACTRI01500081 விண்ணப்பித்த தேதி / Application date : 19-11-2019 16:13:10 விண்ணப்பித்த சேவை / Applied for Service : DPH-103 Printing of Death Certificate	
பணம் செலுத்திய விவரம் / Payment Details		
விவரங்கள் / Particulars	செலுத்தும் முறை / Payment Mode	செலுத்தப்பட்ட தொகை (ரூ) / Amount Paid (Rs)
கட்டண தொகை / Bill Amount	Cash	0.00
இ-சேவை மையக் கட்டணம் / e-Sevai Centre Charges	Cash	15.00
		மொத்தம் / Total: 15.00
ரூபாய் எழுத்துக்களில் / Amount in words (Rs): Fifteen only.		
மையப் பெயர் & குறியீட்டு எண் / Centre Name & Code : Madhavaperumalkoil Panchayat -TACTV-TACTRI015	கையொப்பம் / Signature of the Centre Operator	

User can have printout of this PDF receipt.

On completion of successful payment click <**Print Death Certificate**>, receipt will download in PDF format.

Print Death Certificate

  	
<p>தமிழ்நாடு அரசு GOVERNMENT OF TAMIL NADU நகராட்சி நிர்வாகம் மற்றும் குடிநீர் வழங்கல் துறை DEPARTMENT OF MUNICIPAL ADMINISTRATION AND WATER SUPPLY கோயம்புத்தூர் மாநகராட்சி COIMBATORE CORPORATION</p> <p>இறப்பு சான்றிதழ் / DEATH CERTIFICATE</p>	
<p>(பிறப்பு மற்றும் இறப்பு பதிவு சட்டம், 1969-ன் பிரிவு 12/17 மற்றும் தமிழ்நாடு பிறப்பு இறப்பு பதிவு விதிகள் 2000 விதி எண். 8/13 இன் கீழ் வழங்கப்படுகிறது.) (ISSUED UNDER SECTION 12/17 OF THE REGISTRATON OF BIRTHS & DEATHS ACT, 1969 AND RULE 8/13 OF THE TAMIL NADU REGISTRATION OF BIRTH AND DEATH RULES 2000.)</p>	
<p>கீழ்க்கண்ட தகவல் இந்தியா, தமிழ்நாடு மாநிலம், கோயம்புத்தூர் மாவட்டம், கோயமுத்தூர் வட்டம், மாநகராட்சி பிரிவு 35 சேர்ந்த அசல் இறப்பு பதிவேட்டில் உள்ளது என சான்று அளிக்கப்படுகிறது. THIS IS TO CERTIFY THAT THE FOLLOWING INFORMATION HAS BEEN TAKEN FROM THE ORIGINAL RECORD OF DEATH WHICH IS THE REGISTER FOR CORPORATION WARD 35 OF COIMBATORE NORTH TALUK OF COIMBATORE DISTRICT OF TAMIL NADU STATE, INDIA.</p>	
<p>NAME OF DECEASED / இறந்தவரின் பெயர் : S.INDRANI / சி.இந்திராணி</p>	<p>SEX / லினினம் : FEMALE / பெண் UID NUMBER OF DECEASED / இறந்தவரின் ஆதார் எண் :</p>
<p>DATE OF DEATH / இறந்த தேதி : 05/11/2019 FIVE - NOVEMBER - TWO THOUSAND NINETEEN</p>	<p>PLACE OF DEATH / இறந்த இடம் : KOWAI MEDICAL CENTER AND HOSPITAL LIMITED, 99, AVINASHI ROAD, COIMBATORE - 641014</p>
<p>AGE OF DECEASED / இறந்தவரின் வயது : 53 YEARS</p>	<p>கோவை மருத்துவ மையம் மற்றும் மருத்துவமனை வி.பி.செ.டீ., 99, அவினாசி ரோடு, கோயம்புத்தூர் - 641014</p>
<p>NAME OF MOTHER / தாயின் பெயர் : S.NANJAMMAL / செ.நஞ்சம்மாள்</p>	<p>MOTHER'S UID NUMBER / தாயின் ஆதார் எண் :</p>
<p>FATHER NAME / தந்தையின் பெயர் : SENNAIYA NAICKER / செ.நெய்யை நாயக்கர்</p>	<p>FATHER'S UID NO. / தந்தையின் ஆதார் எண் :</p>
<p>HUSBAND / WIFE NAME / கணவர் / மனைவி பெயர் : D.SIVASAMY / டி.சிவசாமி</p>	<p>HUSBAND / WIFE UID NO. / கணவர் / மனைவி ஆதார் எண் :</p>
<p>ADDRESS OF THE DECEASED AT THE TIME OF DEATH / இறப்பின் போது இறந்தவரின் முகவரி : 17, MACHEGOUNDANPALAYAM, SEERAPALAYAM, EACHANARI, COIMBATORE SOUTH, COIMBATORE, TAMIL NADU - 641021</p>	<p>PERMANENT ADDRESS OF DECEASED / இறந்தவரின் நிரந்தர முகவரி : 17, MACHEGOUNDANPALAYAM, SEERAPALAYAM, EACHANARI, COIMBATORE SOUTH, COIMBATORE, TAMIL NADU - 641021</p>
<p>17, மாச்சேகவுண்டன்பாளையம், சீராபாளையம், எச்சனாரி, கோயமுத்தூர் தெற்கு, கோயம்புத்தூர், தமிழ்நாடு - 641021</p>	<p>17, மாச்சேகவுண்டன்பாளையம், சீராபாளையம், எச்சனாரி, கோயமுத்தூர் தெற்கு, கோயம்புத்தூர், தமிழ்நாடு - 641021</p>
<p>REGISTRATION NUMBER / பதிவு எண் : D-2019:33-1757-001015</p>	<p>DATE OF REGISTRATON / பதிவு செய்த தேதி : 13/11/2019 Validity unknown Digitally Signed by: S. SEERAPALAYAM RAJ Date: 13-Nov-2019 (16:26:47)</p>
<p>REMARKS (IF ANY) / குறிப்பு :</p>	<p>ISSUING AUTHORITY: சான்றிதழ் அலுவலர் REGISTRAR (BIRTH & DEATH) பதிவாளர் (பிறப்பு & இறப்பு) CORPORATION WARD 35 மாநகராட்சி பிரிவு 35</p>
<p>DATE OF ISSUE / வழங்கிய நாள் : 15/11/2019</p>	<p>THIS IS A COMPUTER GENERATED CERTIFICATE THE GOVT OF INDIA VIDE CIRCULAR NO.1/12/2014-V3(CRS) DATED 27-JULY-2015 HAS APPROVED THIS CERTIFICATE AS A VALID LEGAL DOCUMENT FOR ALL OFFICIAL PURPOSES. THE REGISTRATION NUMBER IS UNIQUE TO EACH EVENT.</p>
<p>* பிறப்பு மற்றும் இறப்பு பதிவு செய்வதை உறுதி செய்வீர் ENSURE REGISTRATION OF EVERY BIRTH AND DEATH*</p>	

8. Disclaimer

User manual is prepared as per the existing application; however actual screen shots may vary for few cases